



EN
**SMART BATHROOM
SCALES**

BS-02

Instruction manual





Thank you for choosing
the **ZEST by Zepter** Smart Bathroom Scales.

We designed this product with convenience and efficiency in mind, so you can enjoy your Smart Bathroom Scales for years to come. This guide will help you maximize the benefits of your ZEST by Zepter Smart Bathroom Scales. Please review these instructions carefully to understand its operation and maintenance procedures.



Scan the QR code
to access to
another languages

CONTENT

01	SAFETY INSTRUCTIONS	1
02	KNOW YOUR SMART BATHROOM SCALES	3
03	BEFORE FIRST USE	4
04	INSTRUCTIONS FOR USE	6
05	CLEANING AND MAINTENANCE	8
06	TROUBLESHOOTING	9
07	PRODUCT COMPLIANCE AND DISPOSAL INFORMATION	10
08	CONTACT ZEPTER	10
09	WARRANTY STATEMENT	11
10	WARRANTY CARD	12

01 SAFETY INSTRUCTIONS

- The safety precautions and the instruction manual are part of the appliance. Read them carefully before using your new appliance for the first time. Keep them in a place where you can find and refer to them later on.
- Please keep the instructions, the warranty card, the sales receipt, and, if possible, the gift box with the inner packaging.



WARNING

Do not use this device if you are pregnant, have a pacemaker or other implanted medical device, or have any medical condition that may be affected by electrical equipment.



WARNING

To avoid accidents or misuse, children should only use the scales under adult supervision.



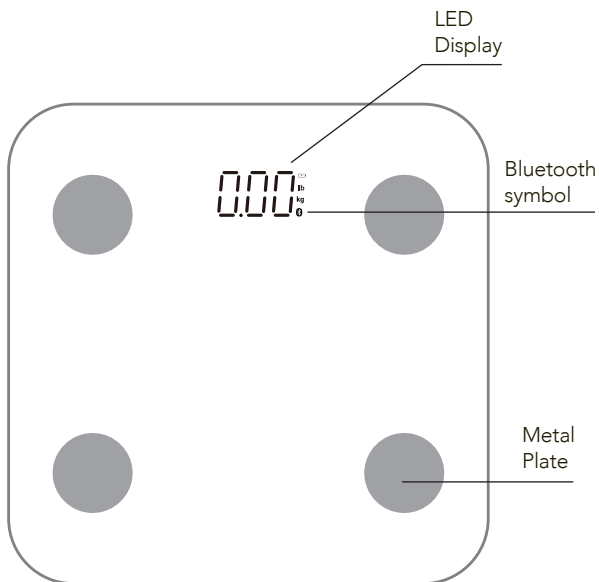
WARNING

Never use the scales on a wet or slick floor, as this could result in injury or damage to the device.

- Use the scales only for its intended purpose – measuring body weight.
- For accurate readings, place the scales on a solid, even surface. Do not use them on cushioned flooring, such as carpets or mats.
- When weighing, please stand still and balanced. Don't step on the edge of the scale.
- Do not allow water to get inside the scales.
- The values shown are approximate. This product is not designed for clinical or medical use.
- Step carefully on and off the scales to prevent slipping or falling.
- Do not overload the scales. Maximum Capacity: 180kg / 396lb.
- Clean the scales with a damp cloth. Do not use chemicals.
- Store the scales in room temperature. Avoid areas with high humidity or direct sunlight.
- Do not place heavy objects on the scales during storage, as this may damage the sensors.

- Do not attempt to open, modify, or repair the scales yourself, as this may cause damage or void the warranty.
- Use the scales only for their intended purpose – measuring body weight.
- For accurate readings, place the scales on a solid, even surface. Do not use them on cushioned flooring, such as carpets or mats.
- Insert batteries carefully, following the + and – markings. Incorrect placement may cause the batteries to overheat, leak, or burst, posing a risk to both the scales and users.
- This product is not recommended for individuals (including children) with physical disabilities or health conditions that could be impacted by its use.

02 KNOW YOUR SMART BATHROOM SCALES



Specifications:

Max. Capacity:	180kg / 396lb
Min. Capacity:	8kg / 17.6lb
Tolerance:	0.1kg / 0.2lb
Unit:	kg, lb
Power:	3 x 1.5V AAA batteries

03 BEFORE FIRST USE

Insert three batteries into the battery compartment on the underside of the scales. Ensure that each battery is aligned according to the polarity symbols (+/-) shown inside the compartment. Once all three batteries are in place, securely close the cover before using the scales.

Using the App and Data Protection Information:

To unlock the full functionality of your smart scales, we have made them compatible with the AirScale mobile application. The App allows you to view, track, and analyze your body composition results conveniently on your smartphone.

Please note the following important information:

- The App and all data processing activities are entirely managed by the App provider, who acts as the data controller for any necessary data (e.g., weight, age, height) that you enter into the App and processes it solely to provide the core App functionalities.
- For detailed information on how your data is collected, used, stored, or deleted, please refer to the Privacy Policy available in the App.
- ZEST by Zepter does not collect, store, or have access to any personal or health-related data processed by the App.
- The responsibility of ZEST by Zepter is limited to the manufacturing of the physical product.
- For any inquiries regarding your personal data, please contact the App provider directly using the contact details provided in their Privacy Policy.

Compatible smart phone system

Android 12.0 or above

iOS 14.0 or above

Download and Install APP



iPhone: Search "AIRSCALE" in AppStore

Android: Search "AIRSCALE" on your Application store on your smartphone

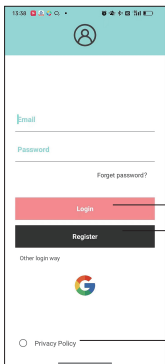
Please download and install the APP following the software tips.

Connection

Make sure the Bluetooth is open.

Open the APP and the connection will be automatically done.

Login AirScale App



Login

Please input your email and password if you already have an AIRSCALE account.

Or you can login with your Google account.

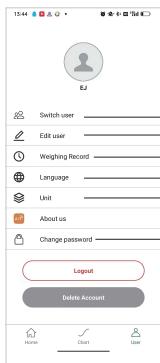
Register

If you don't have an ready account or a Google account, you can register a new one.

Privacy Policy

Read and agree the privacy policy in order to go for further step.

Setting the profile



Switch User: Creat or delect user

Edit user: Edit the info of current user(Please input your real data in order to get an accurrate result.)

Weighing Record: See detail of each historic weighing

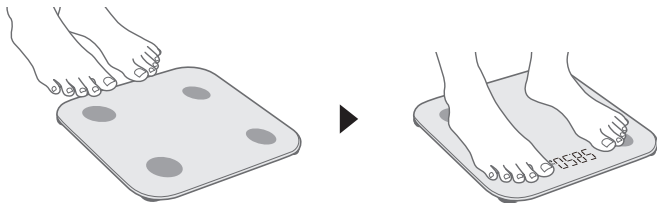
Language: Change language

Unit: Change between kg and lb

Change password: Edit password for current user

04 INSTRUCTIONS FOR USE

Weighing (without APP)



- Put the scales on a hard and flat surface.
- Step on the scales steadily, the screen will indicate "0.0kg" after showing "8".
- Stand on the scales steadily until it shows the weight after blinking.



Note:

- Please measure with bare feet and keep clean.
- For an accurate result, please keep your feet in a good contacting with the metal electrode.

Weighing (with APP)

The body composition features of this device utilize a specific algorithm to estimate metrics such as body fat, muscle mass, and body water. It is critical to understand that these figures are estimates for your personal reference and should not be considered medically precise data.


The information provided by this device is for informational and general fitness tracking purposes only. It is not intended to provide health advice, nor is it a tool for the professional evaluation of health status, diagnosis, or treatment. Always rely on the advice of a physician or other qualified health provider for any health-related questions or concerns.

Factors Affecting Accuracy.

For the most consistent trends, take measurements under the same conditions each time. Be aware that results can fluctuate based on several variables, including but not limited to:

- The amount of liquid consumed prior to weighing.
- Skin temperature and environmental conditions.
- Recent exercise or food intake.
- The time of day the measurement is taken.

To use the body composition measurement features:

1. Turn on the Bluetooth and allow reading the location info.
2. Turn on the AIRSCALE APP. 
3. Stand on the scales with your bare feet fully contact with the metal electrodes. Do not move until you see 0000 and final locked weight.



Note: The scales are under body composition analysis when rolling displays "0", please keep standing on the scales to avoid errors.

UNIT EXCHANGE (kg/lb)



Under weight mode, press the unit key to choose the unit, the key is on the back of the scales.

Note: Please set the unit before weighing. It could not change the unit while weighing.

And you also can change the UNIT in "Airscale".

05 CLEANING AND MAINTENANCE

- Keep the scales clean and dry by wiping it with a soft cloth.
- Do not use water, strong and abrasive, cleaning products, or place heavy things (objects) on it.
- Store the scales in room temperature. Avoid areas with high humidity or direct sunlight.







CAUTION!

Do not drop, kick, or overload the scales beyond its maximum capacity. Avoid standing on the edges or jumping on the scales.

NOTE! Used batteries must not be disposed of as household waste. Do not incinerate batteries because they might explode at high temperature. Contact your local authority for information concerning reclamation and disposal of batteries.

- When replacing batteries, always use brand new batteries of the same type.
- If the scales will not be used for an extended period, it is recommended to remove the batteries to prevent leakage, damage to the device, and unnecessary battery drain.

06 TROUBLESHOOTING

Display	Problem	Reason	Solution
	Overload indication	The scales is overloaded (more than 180 kg).	Step off the scales immediately to prevent damage.
	Body composition analysis failed	Poor foot contact with the surface (e.g. wearing socks or shoes).	Step onto the scales barefoot.
	Low power indication	Battery power is low. The scales will turn off automatically after 2 seconds.	Open the battery compartment and replace the batteries.
	Incorrect positioning	The scales is placed on an uneven or soft surface.	Place the scales on a hard, flat, and even surface.
	Inaccurate measurement	The scales is on an uneven or soft surface, or the user moved during weighing.	Place the scales on a hard, flat, and even surface. Stand still with both feet and remeasure.
	Fluctuating measurements	The scales is on an uneven surface, or the user's position shifted.	Place the scales on a hard, flat, and even surface. Stand in the same position each time.

07 PRODUCT COMPLIANCE AND DISPOSAL INFORMATION



At the end of its service life, this product may not be disposed of in the normal household waste, but rather must be disposed of at a collection point for recycling electrical and electronic devices. The materials are recyclable according to their labelling. You make an important contribution to protecting our environment by reusing, recycling or utilising old devices in other ways. Please ask the municipal administration where the appropriate disposal facility is located.

NOTE! Used batteries must not be disposed of as household waste. Do not incinerate batteries because they might explode at high temperature. Contact your local authority for information concerning reclamation and disposal of batteries

08 CONTACT ZEPTER

Home Art & Sales Services AG
Sihleggstrasse 23,
CH-8832 Wollerau,
Switzerland

Zepter International Poland Sp. z o.o.
ul. Domaniewska 37,
PL-02-672 Warsaw,
Poland

quality@zepter.com
www.zestbyzepter.com

QR code to Zepter online store



09 WARRANTY STATEMENT

Thank you for choosing a ZEST by Zepter product. We take pride in providing high-quality appliances, where a design isn't just something you look at—it's something you feel.

Warranty Coverage:

This product is covered by a 2-Year limited warranty from the date of original retail purchase.

During the warranty period, the manufacturer will repair or replace (at its discretion) any part of the product that is found to be defective in materials or workmanship, under normal household use and in accordance with the operating instructions.

What Is Covered:

This warranty covers defects in materials or manufacturing, electrical or mechanical malfunctions under normal usage, and the replacement or repair of faulty components at no charge.

What Is Not Covered:

Damage caused by misuse, abuse, or neglect. Failure to follow the instructions in the user manual. Normal wear and tear (e.g., scratches, discoloration, or worn-out parts). Accidental damage, fire, flood, or other external causes. Unauthorized repairs or modifications.

Conditions for Warranty Service:

A valid proof of purchase (original receipt or invoice) is required. The warranty period is not extended by repair or replacement. All servicing must be performed by an authorized service center.

How to Obtain Warranty Service:

If you experience any issues with your product, refer to the Troubleshooting section of the user manual.

If the issue persists, contact our Customer Support team:

Email: _____

Phone: _____

Website: _____

Please have your item number, serial number, and proof of purchase ready when contacting us.

10 WARRANTY CARD

Customer Information:

Name _____

Address _____

Phone Number _____

Email _____

Date of Purchase ____ / ____ / ____

Place of Purchase _____

Item Number _____

Serial Number _____

Lot Number _____

To ensure long-lasting performance and safe operation, please follow all safety precautions, usage instructions, and maintenance guidelines provided in this manual.

ZEPTEK OWNED COMPANIES

BELARUS , Minsk	ITALY , Milan	ROMANIA , Bucharest
BULGARIA , Sofia	JORDAN , Amman	RUSSIA , Moscow
CANADA , Toronto	KAZAKHSTAN , Almaty	SERBIA , Belgrade
CZECH REP. , Prague	LATVIA , Riga	SLOVAKIA , Bratislava
CROATIA , Zagreb	LITHUANIA , Vilnius	SPAIN , Madrid
EGYPT , Cairo	MOLDOVA , Chisinau	UKRAINE , Kiev
ESTONIA , Tallinn	POLAND , Warsaw	USA , North Bergen
HUNGARY , Budapest	PRINCIPALITY OF MONACO , Monte Carlo	

ZEPTEK DISTRIBUTORS

ALBANIA, Living Longer, Exclusiv Sh.p.k
ALGERIA, Newtech Algerie Division
ARMENIA, Travelon Ltd., Afina LLC
AZERBAIJAN, Royal Home Design LLC
AUSTRALIA, Dioswell PTY LTD, Zepter World Australia
AUSTRIA, Vienna, ZEBIZZCLUB GmbH
BANGLADESH, Adora BD Limited
BELGIUM, Haromed BVBA
BOSNIA AND HERZEGOVINA, Sarajevo, Banja Luka
CHINA, Shenzhen Shande Brothers Medical Biotechnology Co.Ltd
CYPRUS, Life's Quality Ltd
DENMARK, Govinda Consult APS
DOMINICAN REPUBLIC, Medicaluz
FRANCE, Paris HITEC Environment
GEORGIA, Limited Liability LLC
GERMANY, Sollingen, Sefeld MZV Deutschland GmbH
GUADALOUPE, SAS BEE'CONFORT
HOLLAND, Corrective Cosmetics Haromed BVBA
HONG KONG, Wessen Group Limited, Solutions Health Care, Gold Beauty Ltd.
ISRAEL, A.L.N. Import LTD
JAPAN, Aglex Inc.
KOSOVO, Living Longer, Exclusiv Sh.p.k
KUWAIT, Healthy Home Trading Co.
MACAU, Wessen Group Limited
MACEDONIA, Skopje, Exclusiv Sh.p.k
MAROCOCO, Lilimpharm
MONGOLIA, Standlab Co Ltd
MONTENEGRO, Zepter d.o.o Podgorica, Exclusiv Sh.p.k
NEW ZEALAND, AJE Lifestyles Limited
NORWAY, Uno Vita AS Nailit A/S
PHILIPPINES, BCP Dermatological Corp
Saudi Arabia, Zepter Pandragora, Sagrama FZ-LLC
SINGAPORE, Zen'Yu Pacific Pte Ltd.
SLOVENIA, Slovenj Gradec, Status d.o.o. Metlika
SOUTH KOREA, Seoul, Angel Korea Ltd., Dooil GL Co.,LTD
SWEDEN, Galo Medical AB,
SWITZERLAND, Wollerau, Z-Elite GmbH, Life Resonance AG, Physiotherapie 011
TURKEY, Derma Medikal Kozmetik İthalat İhracat Ve Tic.Ltd.Şti.
UAE, Scarlett Trading Co., Zepter ME Trading LLC, Sagrama FZ-LLC
UK, Colour Ministry, UK
UZBEKISTAN, Tashkent, OOO Blayza

Home Art & Sales Services AG
Sihleggstrasse 23
CH-8832 Wollerau
Switzerland